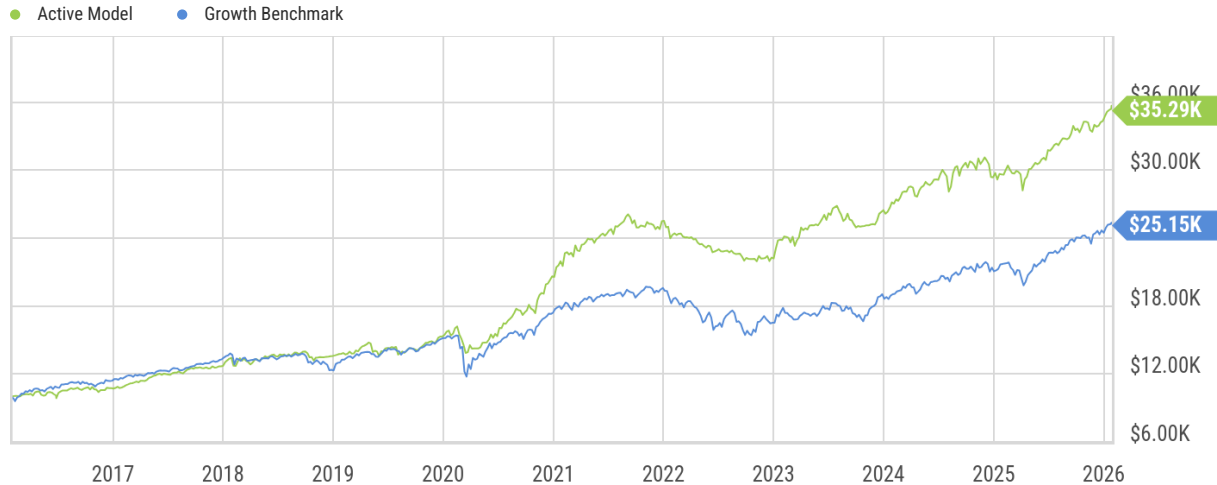


# Active Growth Model Fact Sheet

## Cumulative Return & Basic Info

January 31, 2016 through January 31, 2026



## Basic Info

40% U.S. Markets Strategy, 15% Global Asset Class Strategy, 25% Foreign Country Strategy, 20% High Yield Rotation

### Benchmark

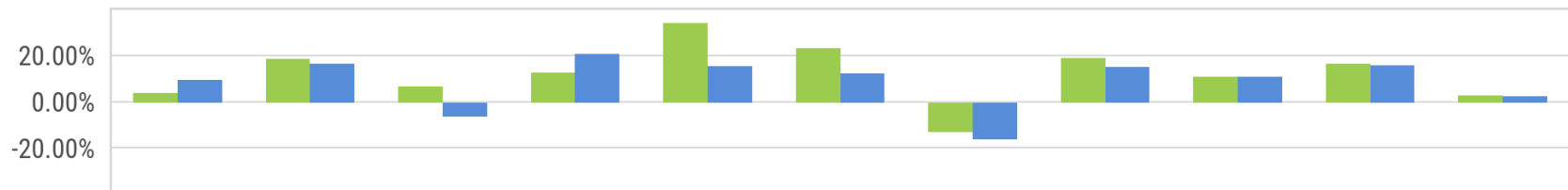
Growth Benchmark

### Advisory Fee

--

## Annual Return

Data as of: Jan. 31, 2026



	2016	2017	2018	2019	2020	2021	2022	2023	2024	2025	YTD
● Active Model	3.97%	18.75%	6.93%	12.97%	34.32%	23.34%	-12.71%	19.20%	11.00%	16.74%	2.90%
● Benchmark	9.76%	16.59%	-6.15%	20.98%	15.54%	12.38%	-15.99%	15.38%	11.22%	16.00%	2.76%

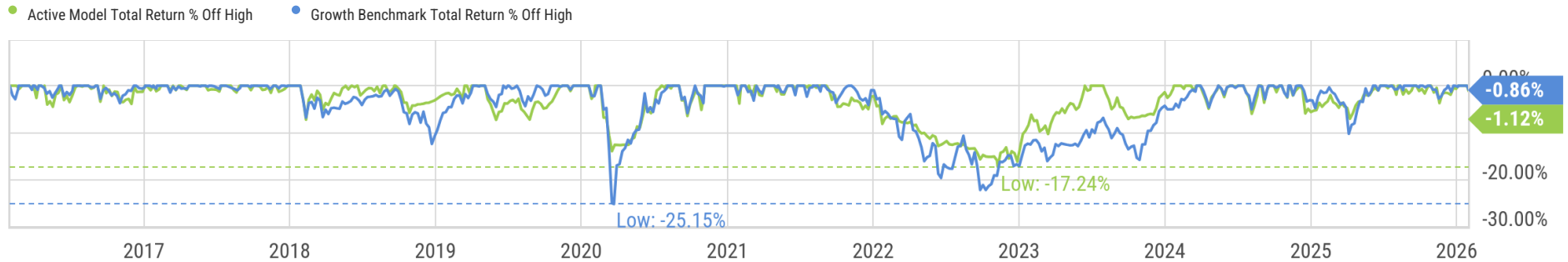
*THIS REPORT IS NOT AN INVESTMENT REPORT. DO NOT RELY ON THIS REPORT AS PORTRAYING, OR CONTAINING PERFORMANCE OF AN ACTUAL ACCOUNT. THIS REPORT CONTAINS HYPOTHETICAL MODEL RETURNS OF A PORTFOLIO AND IS FOR ILLUSTRATIVE PURPOSES ONLY. PAST PERFORMANCE IS NO GUARANTEE OF FUTURE PERFORMANCE. Clients & Advisors should do their due diligence before investing. Securities offered through Connect Financial Advisors, Registered Investment Advisor.*

2026 YCharts, Inc. All Rights Reserved. YCharts, Inc. ("YCharts") is not registered with the U.S. Securities and Exchange Commission (or with the securities regulatory authority or body of any state or any other jurisdiction) as an investment adviser, broker-dealer or in any other capacity, and does not purport to provide investment advice or make investment recommendations. This report has been generated using data manually input by the creator of this report combined with data and calculations from YCharts.com and is intended solely to assist you or your investment or other adviser(s) in conducting investment research. You should not construe this report as an offer to buy or sell, as a solicitation of an offer to buy or sell, or as a recommendation to buy, sell, hold or trade, any security or other financial instrument. THE IMPORTANT DISCLOSURES FOUND AT THE END OF THIS REPORT (WHICH INCLUDE DEFINITIONS OF CERTAIN TERMS USED IN THIS REPORT) ARE AN INTEGRAL PART OF THIS REPORT AND MUST BE READ IN CONJUNCTION WITH YOUR REVIEW OF THIS REPORT. For further information regarding your use of this report, please go to: <https://get.ycharts.com/disclosure/>

# Active Growth Model Fact Sheet

## Drawdown Info

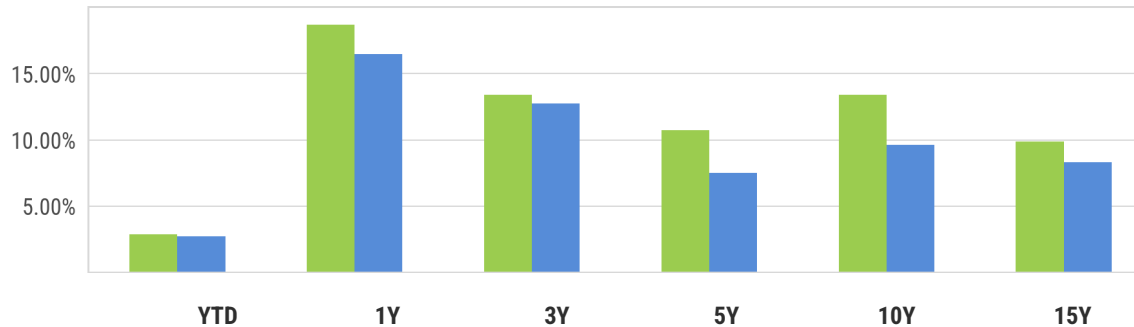
Data as of: Jan. 31, 2026



	1 Year Drawdown	3 Year Drawdown	5 Year Drawdown	10 Year Drawdown	Maximum Drawdown
● Active Model	9.77%	10.63%	17.24%	19.26%	21.65%
● Benchmark	12.46%	16.29%	22.86%	25.15%	42.11%

## Periodic Return

Data as of: Jan. 31, 2026



	YTD	1Y	3Y	5Y	10Y	15Y
● Active Model	2.90%	18.72%	13.45%	10.79%	13.44%	9.93%
● Benchmark	2.76%	16.54%	12.79%	7.55%	9.66%	8.35%

## Key Stats

<b>Alpha (Since Inception)</b> 5.789	<b>Max Drawdown (Since Inception)</b> 21.65%
<b>Beta (Since Inception)</b> 0.6325	<b>Turnover Ratio</b> 24.96%
<b>Up/Down Ratio 10Y (Q)</b> 2.305	<b>Historical Sortino (Since Inception)</b> 1.339

THIS REPORT IS NOT AN INVESTMENT REPORT. DO NOT RELY ON THIS REPORT AS PORTRAYING, OR CONTAINING PERFORMANCE OF AN ACTUAL ACCOUNT. THIS REPORT CONTAINS HYPOTHETICAL MODEL RETURNS OF A PORTFOLIO AND IS FOR ILLUSTRATIVE PURPOSES ONLY. PAST PERFORMANCE IS NO GUARANTEE OF FUTURE PERFORMANCE. Clients & Advisors should do their due diligence before investing. Securities offered through Connect Financial Advisors, Registered Investment Advisor.

2026 YCharts, Inc. All Rights Reserved. YCharts, Inc. ("YCharts") is not registered with the U.S. Securities and Exchange Commission (or with the securities regulatory authority or body of any state or any other jurisdiction) as an investment adviser, broker-dealer or in any other capacity, and does not purport to provide investment advice or make investment recommendations. This report has been generated using data manually input by the creator of this report combined with data and calculations from YCharts.com and is intended solely to assist you or your investment or other adviser(s) in conducting investment research. You should not construe this report as an offer to buy or sell, or as a solicitation of an offer to buy or sell, or as a recommendation to buy, sell, hold or trade, any security or other financial instrument. THE IMPORTANT DISCLOSURES FOUND AT THE END OF THIS REPORT (WHICH INCLUDE DEFINITIONS OF CERTAIN TERMS USED IN THIS REPORT) ARE AN INTEGRAL PART OF THIS REPORT AND MUST BE READ IN CONJUNCTION WITH YOUR REVIEW OF THIS REPORT. For further information regarding your use of this report, please go to: <https://get.ycharts.com/disclosure/>