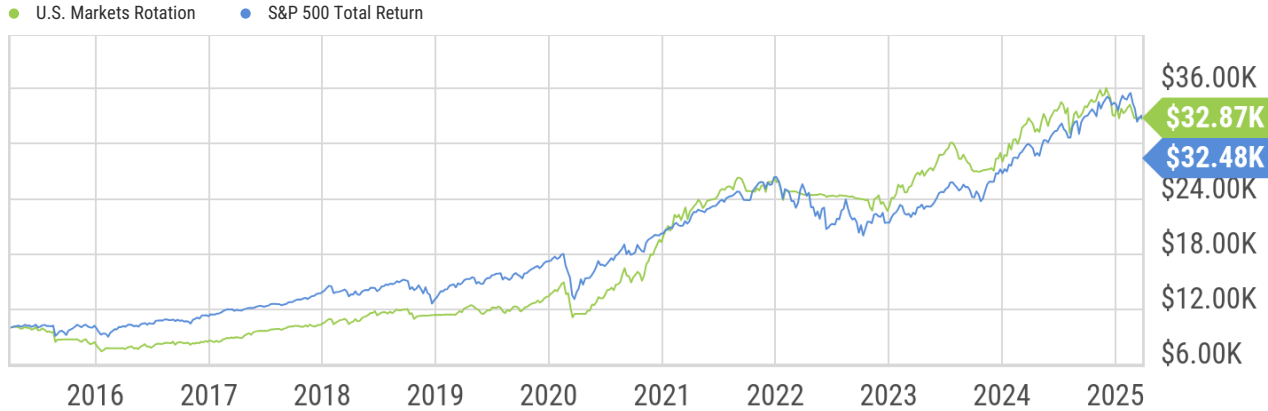


U.S. Markets Rotation Fact Sheet

Cumulative Return

March 31, 2015 through March 31, 2025



Basic Info

Monthly evaluation of U.S. stock markets to determine top holding for the next month. Candidates are S&P 500, Nasdaq...

Benchmark

S&P 500 Total Return*

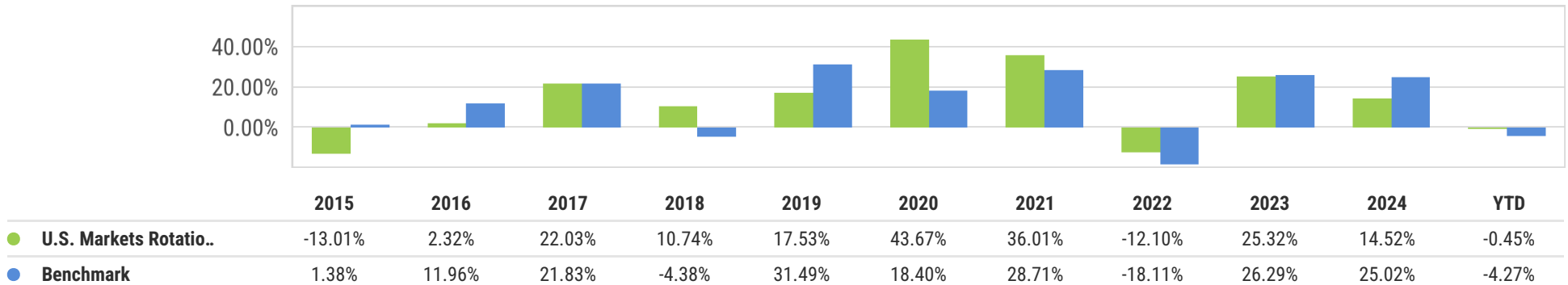
Advisory Fee

0.30%

*Benchmark information defined in disclosure section.

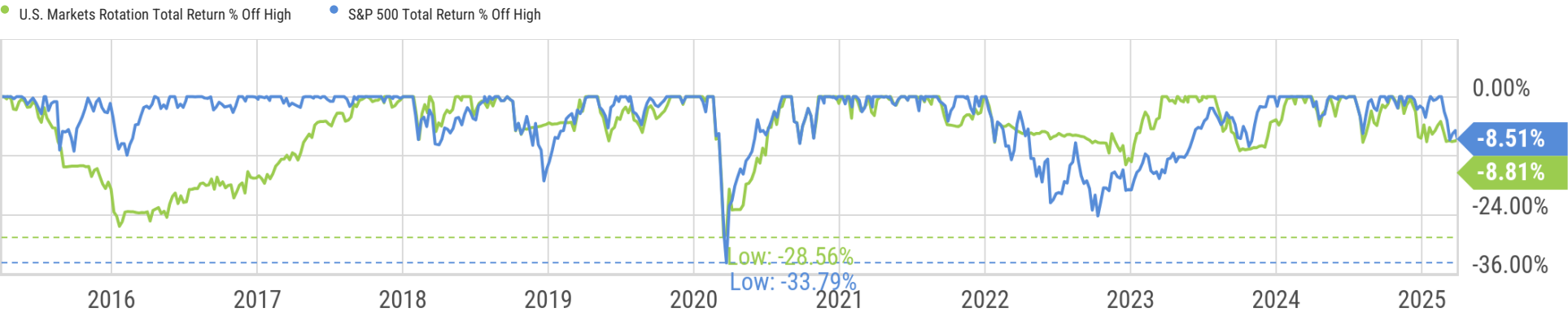
Annual Return

Data as of: March 31, 2025



The performance data quoted presents past performance; past performance does not guarantee future results; the investment return and principal value of an investment will fluctuate; an investor's shares, when redeemed, may be worth more or less than their original cost; current performance may be lower or higher than the performance data quoted. The most recent month end performance data can be accessed at https://go.ycharts.com/fund_contact_info. (See the Standardized Returns section of this report for standardized returns information).

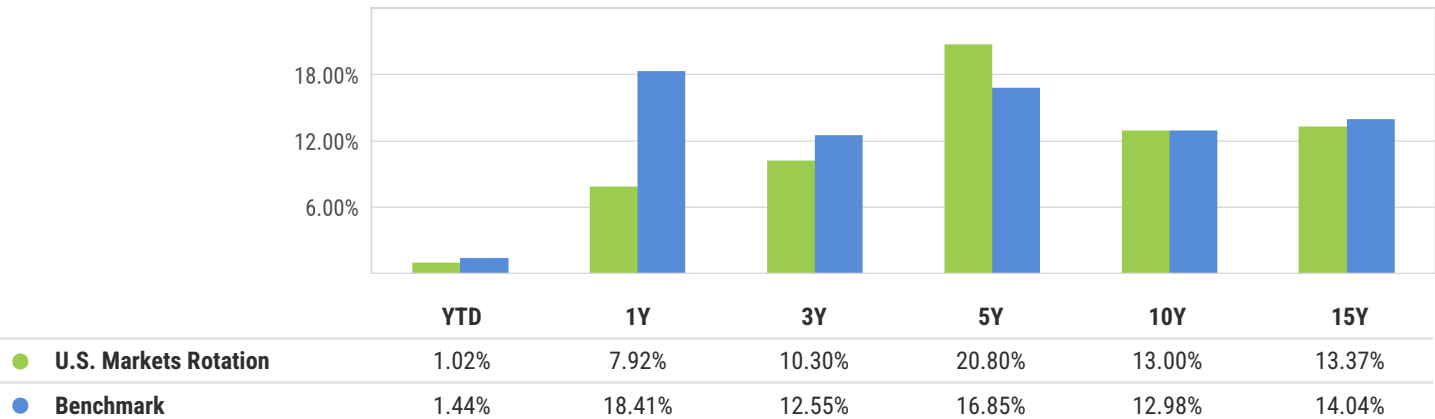
2025 YCharts, Inc. All Rights Reserved. YCharts, Inc. ("YCharts") is not registered with the U.S. Securities and Exchange Commission (or with the securities regulatory authority or body of any state or any other jurisdiction) as an investment adviser, broker-dealer or in any other capacity, and does not purport to provide investment advice or make investment recommendations. This report has been generated using data manually input by the creator of this report combined with data and calculations from YCharts.com and is intended solely to assist you or your investment or other adviser(s) in conducting investment research. You should not construe this report as an offer to buy or sell, as a solicitation of an offer to buy or sell, or as a recommendation to buy, sell, hold or trade, any security or other financial instrument. THE IMPORTANT DISCLOSURES FOUND AT THE END OF THIS REPORT (WHICH INCLUDE DEFINITIONS OF CERTAIN TERMS USED IN THIS REPORT) ARE AN INTEGRAL PART OF THIS REPORT AND MUST BE READ IN CONJUNCTION WITH YOUR REVIEW OF THIS REPORT. For further information regarding your use of this report, please go to: <https://get.ycharts.com/disclosure/>



	1 Year Drawdown	3 Year Drawdown	5 Year Drawdown	10 Year Drawdown	Maximum Drawdown
U.S. Markets Rotation	--	--	--	--	--
Benchmark	10.04%	24.49%	26.30%	33.79%	55.25%

Periodic Return

Data as of: Feb. 28, 2025



Key Stats

Alpha (Since Inception)	Max Drawdown (Since Inception)
5.980	28.56%
Beta (Since Inception)	Turnover Ratio
0.5935	55.00%
Up/Down Ratio 10Y (Q)	Historical Sortino (Since Inception)
1.490	0.9968

The performance data quoted presents past performance; past performance does not guarantee future results; the investment return and principal value of an investment will fluctuate; an investor's shares, when redeemed, may be worth more or less than their original cost; current performance may be lower or higher than the performance data quoted. The most recent month end performance data can be accessed at https://go.ycharts.com/fund_contact_info. (See the Standardized Returns section of this report for standardized returns information).

2025 YCharts, Inc. All Rights Reserved. YCharts, Inc. ("YCharts") is not registered with the U.S. Securities and Exchange Commission (or with the securities regulatory authority or body of any state or any other jurisdiction) as an investment adviser, broker-dealer or in any other capacity, and does not purport to provide investment advice or make investment recommendations. This report has been generated using data manually input by the creator of this report combined with data and calculations from YCharts.com and is intended solely to assist you or your investment or other adviser(s) in conducting investment research. You should not construe this report as an offer to buy or sell, as a solicitation of an offer to buy or sell, or as a recommendation to buy, sell, hold or trade, any security or other financial instrument. THE IMPORTANT DISCLOSURES FOUND AT THE END OF THIS REPORT (WHICH INCLUDE DEFINITIONS OF CERTAIN TERMS USED IN THIS REPORT) ARE AN INTEGRAL PART OF THIS REPORT AND MUST BE READ IN CONJUNCTION WITH YOUR REVIEW OF THIS REPORT. For further information regarding your use of this report, please go to: <https://get.ycharts.com/disclosure/>

Performance Disclosure

THIS REPORT IS NOT AN INVESTMENT PERFORMANCE REPORT. DO NOT RELY ON THIS REPORT AS PORTRAYING, OR CONTAINING PERFORMANCE OF, AN ACTUAL ACCOUNT. THIS REPORT CONTAINS HYPOTHETICAL MODEL RETURNS OF PORTFOLIO(S) AND IS FOR ILLUSTRATIVE PURPOSES ONLY. PAST PERFORMANCE IS NO GUARANTEE OF FUTURE PERFORMANCE.

This report is not intended to and does not predict or show the actual investment performance of any account. Client results may differ depending on timing, account size, and when trades are executed. Clients & Advisors should do their due diligence before investing.

Securities offered through Connect Financial, LLC., Registered Investment Advisor.

2025 YCharts, Inc. All Rights Reserved. YCharts, Inc. ('YCharts') is not registered with the U.S. Securities and Exchange Commission (or with the securities regulatory authority or body of any state or any other jurisdiction) as an investment adviser, broker-dealer or in any other capacity, and does not purport to provide investment advice or make investment recommendations. This report has been generated using data manually input by the creator of this report combined with data and calculations from YCharts.com and is intended solely to assist you or your investment or other adviser(s) in conducting investment research. You should not construe this report as an offer to buy or sell, as a solicitation of an offer to buy or sell, or as a recommendation to buy, sell, hold or trade, any security or other financial instrument. THE IMPORTANT DISCLOSURES FOUND AT THE END OF THIS REPORT (WHICH INCLUDE DEFINITIONS OF CERTAIN TERMS USED IN THIS REPORT) ARE AN INTEGRAL PART OF THIS REPORT AND MUST BE READ IN CONJUNCTION WITH YOUR REVIEW OF THIS REPORT. For further information regarding your use of this report, please go to: <https://get.ycharts.com/disclosure/>